

# FORM NO. MGT-7

[Pursuant to sub-Section(1) of section 92 of the Companies Act, 2013 and sub-rule (1) of rule 11of the Companies (Management and Administration) Rules, 2014]



सत्यमेव जयते

# Annual Return (other than OPCs and Small Companies)

Form language  English  Hindi

Refer the instruction kit for filing the form.

## I. REGISTRATION AND OTHER DETAILS

- (i) \* Corporate Identification Number (CIN) of the company
- Global Location Number (GLN) of the company
- \* Permanent Account Number (PAN) of the company
- (ii) (a) Name of the company
- (b) Registered office address
- (c) \*e-mail ID of the company
- (d) \*Telephone number with STD code
- (e) Website
- (iii) Date of Incorporation
- (iv)
- | Type of the Company | Category of the Company   | Sub-category of the Company   |
|---------------------|---------------------------|-------------------------------|
| Public Company      | Company limited by shares | Indian Non-Government company |
- (v) Whether company is having share capital  Yes  No
- (vi) \*Whether shares listed on recognized Stock Exchange(s)  Yes  No

(a) Details of stock exchanges where shares are listed

S. No.	Stock Exchange Name	Code
	BSE Limited	1
	National Stock Exchange of India Limited	1,024

(b) CIN of the Registrar and Transfer Agent

U65993TG1986PTC006936

Pre-fill

Name of the Registrar and Transfer Agent

VENTURE CAPITAL AND CORPORATE INVESTMENTS PRIVATE LTD.

Registered office address of the Registrar and Transfer Agents

Door No. 4-50/P-II/57/4 & 5th Floors, Plot No. 57, Jayabheri  
Enclave, Phase II, Gachibowli,

(vii) \*Financial year From date  (DD/MM/YYYY) To date  (DD/MM/YYYY)

(viii) \*Whether Annual general meeting (AGM) held  Yes  No

(a) If yes, date of AGM

(b) Due date of AGM

(c) Whether any extension for AGM granted

Yes  No

## II. PRINCIPAL BUSINESS ACTIVITIES OF THE COMPANY

\*Number of business activities

S.No	Main Activity group code	Description of Main Activity group	Business Activity Code	Description of Business Activity	% of turnover of the company
1					

## III. PARTICULARS OF HOLDING, SUBSIDIARY AND ASSOCIATE COMPANIES (INCLUDING JOINT VENTURES)

\*No. of Companies for which information is to be given

Pre-fill All

S.No	Name of the company	CIN / FCRN	Holding/ Subsidiary/Associate/ Joint Venture	% of shares held
1	GAYIADI FINTECH PRIVATE LIM	U72900TG2021PTC154414	Subsidiary	100

## IV. SHARE CAPITAL, DEBENTURES AND OTHER SECURITIES OF THE COMPANY

**(i) \*SHARE CAPITAL****(a) Equity share capital**

Particulars	Authorised capital	Issued capital	Subscribed capital	Paid up capital
Total number of equity shares	1,000,000,000	287,059,988	287,059,988	287,059,988
Total amount of equity shares (in Rupees)	1,000,000,000	287,059,988	287,059,988	287,059,988

Number of classes

1

Class of Shares	Authorised capital	Issued capital	Subscribed capital	Paid up capital
<b>EQUITY SHARES</b>				
Number of equity shares	1,000,000,000	287,059,988	287,059,988	287,059,988
Nominal value per share (in rupees)	1	1	1	1
Total amount of equity shares (in rupees)	1,000,000,000	287,059,988	287,059,988	287,059,988

**(b) Preference share capital**

Particulars	Authorised capital	Issued capital	Subscribed capital	Paid-up capital
Total number of preference shares	0	0	0	0
Total amount of preference shares (in rupees)	0	0	0	0

Number of classes

0

Class of shares	Authorised capital	Issued capital	Subscribed capital	Paid up capital
Number of preference shares				
Nominal value per share (in rupees)				
Total amount of preference shares (in rupees)	0	0		

**(c) Unclassified share capital**

Particulars	Authorised Capital
Total amount of unclassified shares	0

**(d) Break-up of paid-up share capital**

Class of shares	Number of shares			Total nominal amount	Total Paid-up amount	Total premium
	Physical	DEMAT	Total			
<b>Equity shares</b>						
<b>At the beginning of the year</b>	835,853	285,428,147	286,264,000	286,264,000	286,264,000	

<b>Increase during the year</b>	0	796,638	796638	795,988	795,988	0
i. Public Issues	0	0	0	0	0	
ii. Rights issue	0	0	0	0	0	0
iii. Bonus issue	0	0	0	0	0	0
iv. Private Placement/ Preferential allotment	0	795,988	795988	795,988	795,988	
v. ESOPs	0	0	0	0	0	0
vi. Sweat equity shares allotted	0	0	0	0	0	0
vii. Conversion of Preference share	0	0	0	0	0	0
viii. Conversion of Debentures	0	0	0	0	0	0
ix. GDRs/ADRs	0	0	0	0	0	0
x. Others, specify		650	650			
Shares Dematted						
<b>Decrease during the year</b>	650	0	650	0	0	0
i. Buy-back of shares	0	0	0	0	0	0
ii. Shares forfeited	0	0	0	0	0	0
iii. Reduction of share capital	0	0	0	0	0	0
iv. Others, specify	650		650			
Shares Dematted						
<b>At the end of the year</b>	835,203	286,224,785	287059988	287,059,988	287,059,988	
<b>Preference shares</b>						
<b>At the beginning of the year</b>	0	0	0	0	0	
<b>Increase during the year</b>	0	0	0	0	0	0
i. Issues of shares	0	0	0	0	0	0
ii. Re-issue of forfeited shares	0	0	0	0	0	0
iii. Others, specify						
<b>Decrease during the year</b>	0	0	0	0	0	0
i. Redemption of shares	0	0	0	0	0	0

ii. Shares forfeited	0	0	0	0	0	0
iii. Reduction of share capital	0	0	0	0	0	0
iv. Others, specify						
<b>At the end of the year</b>	0	0	0	0	0	

ISIN of the equity shares of the company

(ii) Details of stock split/consolidation during the year (for each class of shares)

Class of shares		(i)	(ii)	(iii)
Before split / Consolidation	Number of shares			
	Face value per share			
After split / Consolidation	Number of shares			
	Face value per share			

(iii) Details of shares/Debentures Transfers since closure date of last financial year (or in the case of the first return at any time since the incorporation of the company) \*

Nil

[Details being provided in a CD/Digital Media]

Yes  No  Not Applicable

Separate sheet attached for details of transfers

Yes  No

Note: In case list of transfer exceeds 10, option for submission as a separate sheet attachment or submission in a CD/Digital Media may be shown.

Date of the previous annual general meeting	<input type="text"/>
Date of registration of transfer (Date Month Year)	<input type="text"/>
Type of transfer	<input type="text"/> 1 - Equity, 2- Preference Shares,3 - Debentures, 4 - Stock
Number of Shares/ Debentures/ Units Transferred	<input type="text"/> Amount per Share/ Debenture/Unit (in Rs.) <input type="text"/>

Ledger Folio of Transferor				<input type="text"/>			
Transferor's Name		<input type="text"/>		<input type="text"/>		<input type="text"/>	
		Surname		middle name		first name	
Ledger Folio of Transferee				<input type="text"/>			
Transferee's Name		<input type="text"/>		<input type="text"/>		<input type="text"/>	
		Surname		middle name		first name	

Date of registration of transfer (Date Month Year)				<input type="text"/>			
Type of transfer		<input type="text"/>		1 - Equity, 2- Preference Shares,3 - Debentures, 4 - Stock			
Number of Shares/ Debentures/ Units Transferred		<input type="text"/>		Amount per Share/ Debenture/Unit (in Rs.)		<input type="text"/>	
Ledger Folio of Transferor				<input type="text"/>			
Transferor's Name		<input type="text"/>		<input type="text"/>		<input type="text"/>	
		Surname		middle name		first name	
Ledger Folio of Transferee				<input type="text"/>			
Transferee's Name		<input type="text"/>		<input type="text"/>		<input type="text"/>	
		Surname		middle name		first name	

**(iv) \* Debentures (Outstanding as at the end of financial year)**

Particulars	Number of units	Nominal value per unit	Total value
Non-convertible debentures	0	0	0
Partly convertible debentures	0	0	0
Fully convertible debentures	0	0	0

Particulars	Number of units	Nominal value per unit	Total value
<b>Total</b>			0

**Details of debentures**

Class of debentures	Outstanding as at the beginning of the year	Increase during the year	Decrease during the year	Outstanding as at the end of the year
<b>Non-convertible debentures</b>	0	0	0	0
<b>Partly convertible debentures</b>	0	0	0	0
<b>Fully convertible debentures</b>	0	0	0	0

**(v) Securities (other than shares and debentures)**

0

Type of Securities	Number of Securities	Nominal Value of each Unit	Total Nominal Value	Paid up Value of each Unit	Total Paid up Value
<b>Total</b>					

**V. \*Turnover and net worth of the company (as defined in the Companies Act, 2013)**

**(i) Turnover**

95,796,856

**(ii) Net worth of the Company**

-66,944,781

**VI. (a) \*SHARE HOLDING PATTERN - Promoters**

S. No.	Category	Equity		Preference	
		Number of shares	Percentage	Number of shares	Percentage
1.	Individual/Hindu Undivided Family				
	(i) Indian	3,877,648	1.35	0	
	(ii) Non-resident Indian (NRI)	0	0	0	
	(iii) Foreign national (other than NRI)	0	0	0	
2.	Government				
	(i) Central Government	0	0	0	
	(ii) State Government	0	0	0	
	(iii) Government companies	0	0	0	

3.	Insurance companies	0	0	0	
4.	Banks	0	0	0	
5.	Financial institutions	0	0	0	
6.	Foreign institutional investors	0	0	0	
7.	Mutual funds	0	0	0	
8.	Venture capital	0	0	0	
9.	Body corporate (not mentioned above)	47,487,347	16.54	0	
10.	Others	0	0	0	
	<b>Total</b>	51,364,995	17.89	0	0

**Total number of shareholders (promoters)**

2

**(b) \*SHARE HOLDING PATTERN - Public/Other than promoters**

S. No.	Category	Equity		Preference	
		Number of shares	Percentage	Number of shares	Percentage
1.	Individual/Hindu Undivided Family				
	(i) Indian	183,278,004	63.85	0	
	(ii) Non-resident Indian (NRI)	2,071,543	0.72	0	
	(iii) Foreign national (other than NRI)	0	0	0	
2.	Government				
	(i) Central Government	0	0	0	
	(ii) State Government	0	0	0	
	(iii) Government companies	0	0	0	
3.	Insurance companies	0	0	0	
4.	Banks	0	0	0	
5.	Financial institutions	0	0	0	
6.	Foreign institutional investors	0	0	0	
7.	Mutual funds	121,250	0.04	0	



8.	Venture capital	0	0	0	
9.	Body corporate (not mentioned above)	48,824,452	17.01	0	
10.	Others Foreign Porfolio Investors, (	1,399,744	0.49	0	
	<b>Total</b>	235,694,993	82.11	0	0

**Total number of shareholders (other than promoters)**

27,282

**Total number of shareholders (Promoters+Public/  
Other than promoters)**

27,284

**VII. \*NUMBER OF PROMOTERS, MEMBERS, DEBENTURE HOLDERS  
(Details, Promoters, Members (other than promoters), Debenture holders)**

Details	At the beginning of the year	At the end of the year
Promoters	4	2
Members (other than promoters)	24,450	27,282
Debenture holders	0	0

**VIII. DETAILS OF DIRECTORS AND KEY MANAGERIAL PERSONNEL**




**(A) \*Composition of Board of Directors**

Category	Number of directors at the beginning of the year		Number of directors at the end of the year		Percentage of shares held by directors as at the end of year	
	Executive	Non-executive	Executive	Non-executive	Executive	Non-executive
<b>A. Promoter</b>	1	0	1	0	1.35	0
<b>B. Non-Promoter</b>	2	3	2	3	0	0
(i) Non-Independent	2	1	2	1	0	0
(ii) Independent	0	2	0	2	0	0
<b>C. Nominee Directors representing</b>	0	0	0	0	0	0
(i) Banks & FIs	0	0	0	0	0	0
(ii) Investing institutions	0	0	0	0	0	0
(iii) Government	0	0	0	0	0	0
(iv) Small share holders	0	0	0	0	0	0



(v) Others	0	0	0	0	0	0
Total	3	3	3	3	1.35	0

Number of Directors and Key managerial personnel (who is not director) as on the financial year end date

**(B) (i) \*Details of directors and Key managerial personnel as on the closure of financial year**

Name	DIN/PAN	Designation	Number of equity share(s) held	Date of cessation (after closure of financial year : If any)
SRINIVAS MAYA	08679514	Whole-time director	0	
ANIL THAKUR	08945434	Director	0	
NAVEEN PARASHAR	08399097	Whole-time director	0	
JONNA VENKATA TIRL 	07125471	Managing Director	3,877,648	
SHAIK HASEENA	08141400	Director	0	
VENKATESWAR NELL 	09261084	Director	0	
Abhishek Jain	BPMPJ2439G	Company Secretary	0	03/08/2023
SNSV JAGANNATHA P 	AGHPR0452J	CFO	0	

**(ii) Particulars of change in director(s) and Key managerial personnel during the year**

Name	DIN/PAN	Designation at the beginning / during the financial year	Date of appointment/ change in designation/ cessation	Nature of change (Appointment/ Change in designation/ Cessation)
VENKATESWAR NELL 	09261084	Director	23/01/2023	Appointment
PARAMESHWAR BOTL 	02431490	Director	22/02/2023	Cessation

**IX. MEETINGS OF MEMBERS/CLASS OF MEMBERS/BOARD/COMMITTEES OF THE BOARD OF DIRECTORS**

**A. MEMBERS/CLASS /REQUISITIONED/NCLT/COURT CONVENED MEETINGS**

Number of meetings held

Type of meeting	Date of meeting	Total Number of Members entitled to attend meeting	Attendance	
			Number of members attended	% of total shareholding
AGM	29/09/2022	23,611	46	0.19

**B. BOARD MEETINGS**

\*Number of meetings held

6

S. No.	Date of meeting	Total Number of directors associated as on the date of meeting	Attendance	
			Number of directors attended	% of attendance
1	26/05/2022	6	6	100
2	12/08/2022	6	6	100
3	07/09/2022	6	4	66.67
4	19/10/2022	6	5	83.33
5	23/01/2023	6	5	83.33
6	20/03/2023	6	5	83.33

**C. COMMITTEE MEETINGS**

Number of meetings held

9

S. No.	Type of meeting	Date of meeting	Total Number of Members as on the date of the meeting	Attendance	
				Number of members attended	% of attendance
1	Audit Committee	26/05/2022	3	3	100
2	Audit Committee	12/08/2022	3	3	100
3	Audit Committee	07/09/2022	3	3	100
4	Audit Committee	19/10/2022	3	3	100
5	Audit Committee	23/01/2023	3	3	100
6	Nomination and Remuneration	26/05/2022	3	3	100
7	Nomination and Remuneration	12/08/2022	3	3	100
8	Nomination and Remuneration	23/01/2023	3	3	100
9	Stakeholders Forum	26/05/2022	3	3	100

**D. \*ATTENDANCE OF DIRECTORS**

S. No.	Name of the director	Board Meetings			Committee Meetings			Whether attended AGM held on  (Y/N/NA)
		Number of Meetings which director was entitled to attend	Number of Meetings attended	% of attendance	Number of Meetings which director was entitled to attend	Number of Meetings attended	% of attendance	

1	SRINIVAS MA	6	6	100	0	0	0	
2	ANIL THAKUR	6	6	100	9	9	100	
3	NAVEEN PAR	6	2	33.33	0	0	0	
4	JONNA VENK	6	5	83.33	0	0	0	
5	SHAIK HASEE	6	6	100	9	9	100	
6	VENKATESW	1	1	100	0	0	0	

**X. \*REMUNERATION OF DIRECTORS AND KEY MANAGERIAL PERSONNEL**

Nil

Number of Managing Director, Whole-time Directors and/or Manager whose remuneration details to be entered

2

S. No.	Name	Designation	Gross Salary	Commission	Stock Option/ Sweat equity	Others	Total Amount
1	Naveen Parashar	Whole Time Dire +	5,600,000	0	0	0	5,600,000
2	Srinivas Maya	Whole Time Dire +	2,520,000	0	0	0	2,520,000
	Total		8,120,000	0	0	0	8,120,000

Number of CEO, CFO and Company secretary whose remuneration details to be entered

2

S. No.	Name	Designation	Gross Salary	Commission	Stock Option/ Sweat equity	Others	Total Amount
1	SNSV JAGANNATH +	Chief Financial C +	2,640,000	0	0	0	2,640,000
2	Abhishek Jain	Company Secre +	1,121,386	0	0	0	1,121,386
	Total		3,761,386	0	0	0	3,761,386

Number of other directors whose remuneration details to be entered

0

S. No.	Name	Designation	Gross Salary	Commission	Stock Option/ Sweat equity	Others	Total Amount
1							0
	Total						

**XI. MATTERS RELATED TO CERTIFICATION OF COMPLIANCES AND DISCLOSURES**

\* A. Whether the company has made compliances and disclosures in respect of applicable provisions of the Companies Act, 2013 during the year  Yes  No

B. If No, give reasons/observations

**XII. PENALTY AND PUNISHMENT - DETAILS THEREOF**

(A) DETAILS OF PENALTIES / PUNISHMENT IMPOSED ON COMPANY/DIRECTORS /OFFICERS  Nil

Name of the company/ directors/ officers	Name of the court/ concerned Authority	Date of Order	Name of the Act and section under which penalised / punished	Details of penalty/ punishment	Details of appeal (if any) including present status

(B) DETAILS OF COMPOUNDING OF OFFENCES  Nil

Name of the company/ directors/ officers	Name of the court/ concerned Authority	Date of Order	Name of the Act and section under which offence committed	Particulars of offence	Amount of compounding (in Rupees)

**XIII. Whether complete list of shareholders, debenture holders has been enclosed as an attachment**

Yes  No

**XIV. COMPLIANCE OF SUB-SECTION (2) OF SECTION 92, IN CASE OF LISTED COMPANIES**

In case of a listed company or a company having paid up share capital of Ten Crore rupees or more or turnover of Fifty Crore rupees or more, details of company secretary in whole time practice certifying the annual return in Form MGT-8.

Name

Whether associate or fellow

Associate  Fellow

Certificate of practice number

**I/We certify that:**

(a) The return states the facts, as they stood on the date of the closure of the financial year aforesaid correctly and adequately.

(b) Unless otherwise expressly stated to the contrary elsewhere in this Return, the Company has complied with all the provisions of the Act during the financial year.

### Declaration

I am Authorised by the Board of Directors of the company vide resolution no. ...  dated

(DD/MM/YYYY) to sign this form and declare that all the requirements of the Companies Act, 2013 and the rules made thereunder in respect of the subject matter of this form and matters incidental thereto have been complied with. I further declare that:

1. Whatever is stated in this form and in the attachments thereto is true, correct and complete and no information material to the subject matter of this form has been suppressed or concealed and is as per the original records maintained by the company.
2. All the required attachments have been completely and legibly attached to this form.

**Note: Attention is also drawn to the provisions of Section 447, section 448 and 449 of the Companies Act, 2013 which provide for punishment for fraud, punishment for false statement and punishment for false evidence respectively.**

#### To be digitally signed by

Director

DIN of the director

To be digitally signed by

Company Secretary

Company secretary in practice

Membership number

Certificate of practice number

#### Attachments

1. List of share holders, debenture holders
2. Approval letter for extension of AGM;
3. Copy of MGT-8;
4. Optional Attachment(s), if any

Attach

Attach

Attach

Attach

#### List of attachments

List of Shareholders\_Equity.pdf  
List of Shareholders\_DVR.pdf  
Secretarial Audit Report\_GACM 2023.pdf

Remove attachment

Modify

Check Form

Prescrutiny

Submit

**This eForm has been taken on file maintained by the Registrar of Companies through electronic mode and on the basis of statement of correctness given by the company**